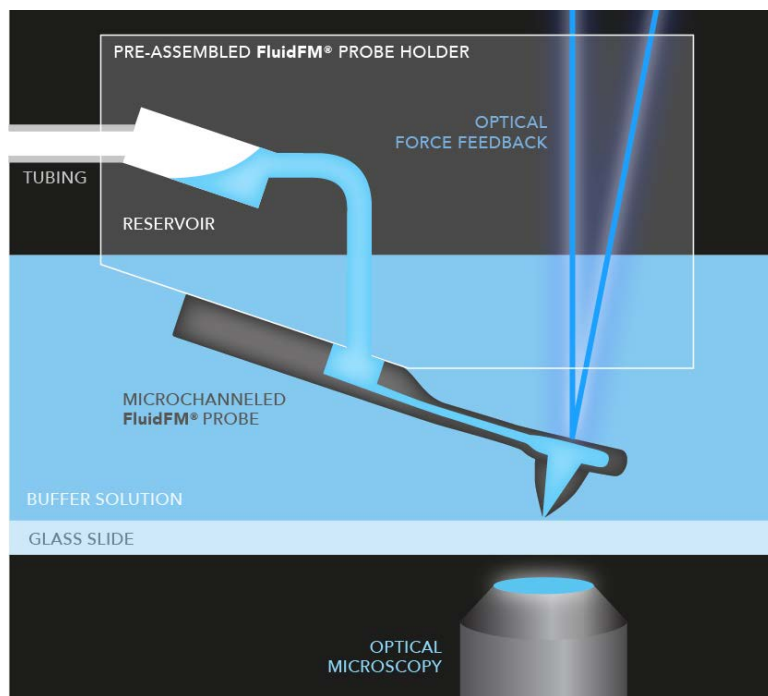


REINVENTING THE MICROPIPETTE.

# FluidFM® TECHNOLOGY



THE UNIQUE FluidFM® TECHNOLOGY Symbiosis of nanofluidics and force microscopy.

**FluidFM® technology is reinventing the micro-pipette. The truly unique combination of force microscopy and microfluidics elevates your applications to a higher level, from single cell biology to surface analysis and beyond.**

**Benefit from simplified workflows and higher productivity. FluidFM® technology gives you maximum experimental flexibility for your most demanding nano-manipulation tasks.**

## OUR VIEW ON DIMENSION.

**FluidFM®** pipettes have an aperture 500 times smaller than the diameter of a human hair. This allows flow rates as small as femtoliters per second; a million times smaller than what the best flow sensor can detect. The patented technology that makes this possible is **FluidFM®**.

**SENSITIVE**  
pN FORCE CONTROL

**ACCURATE**  
pm PRECISION

**PRECISE**  
fL LIQUID VOLUMES

**VERSATILE**  
∞ APPLICATIONS

### FluidFM® IN A NUTSHELL.

**FluidFM®** technology unites the best features of microfluidics and force microscopy by introducing closed microscopic channels into force sensitive probes. This unique combination enables the handling of liquid volumes at the femto-liter scale, as well as force controlled manipulations of microscopic objects. **FluidFM®** technology elevates the application scope of traditional glass micropipettes to new levels.

### TECHNICAL DESCRIPTION.

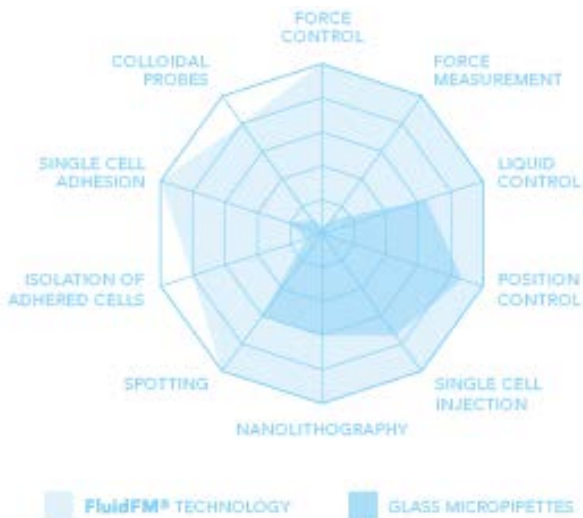
Thanks to the nanofluidic channel inside **FluidFM®** probes, soluble molecules can be dispensed through a sub-micrometer aperture at the tip. At the same time, the sensitive force feedback system allows surfaces in liquid environments to be modified in a controlled fashion. It also provides a reliable distinction between gentle contact with cell membranes and perforation.

USABILITY AND APPLICATION.

Our simple and intuitive operator software, in combination with functional instrument design, ensures that **FluidFM®** technology is easy to use and ready for your application. **FluidFM®** technology is both universal and versatile. It opens the door to a new world of experiments at the sub-micrometer scale for research in life sciences, physics and beyond.

MULTIPLY YOUR POSSIBILITIES.


Due to its unmatched dimensions, force control and nanometer positioning capabilities, **FluidFM®** greatly extends the scope of your experimental applications compared to traditional glass micropipettes.



MICROFABRICATED FluidFM® PIPETTES

At the heart of **FluidFM®** lies the patented production process for our microfluidic pipettes. The high precision microfabrication technology ensures constant probe quality for maximum reliability. We take pride in our Swiss precision and craftsmanship; our know-how goes into every single probe we deliver. Each specimen is individually tested to comply with all quality requirements of our customers. **FluidFM®** probes are delivered preassembled and individually wrapped in a convenient blister package.

A complete range of different probe designs is available to meet your application requirements. We can also create customized probe designs for your experiments thanks to our innovative, rapid prototyping platform.



PRECISION THROUGH TECHNOLOGY. FluidFM® pipette with pyramidal tip and nanometer sized aperture.

**CONTACT US.**  
 We offer complete support for our customers and distributors. Please visit the Cytosurge Help Center in order to access the **FluidFM®** user community. [www.fluidfm.com](http://www.fluidfm.com)

**CYTOSURGE®**

CYTOSURGE AG, SÄGEREISTRASSE 25, 8152 GLATTBRUGG, SWITZERLAND  
 PHONE +41 44 533 14 50, FAX +41 44 533 14 59, [WWW.CYTOSURGE.COM](http://WWW.CYTOSURGE.COM)



**pionierpreis**  
 WINNER OF ZKB PIONIERPREIS  
 TECHNOPARK AWARD IN 2012

